

CovaWound Silicone Foam border Application Guide



INDICATIONS

CovaWound™ Silicone is indicated for the management of moderate to heavily exuding wounds, such as leg and foot ulcers, pressure ulcers, traumatic and surgical wounds, and superficial and partial thickness burns.

FREQUENCY OF CHANGE

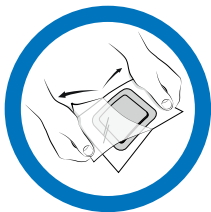
CovaWound™ Silicone dressing may be left in place for up to 7 days depending on the patient, the condition of the wound and surrounding skin, or as indicated by accepted clinical practice. CovaWound™ Silicone dressing should be changed when visible signs of exudate approach the edge of the foam.

PRECAUTIONS

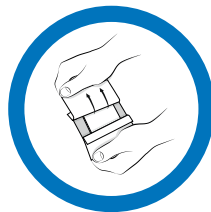
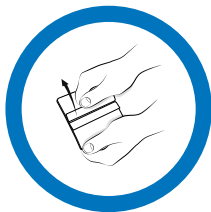
If sensitivity to CovaWound™ Silicone dressing develops, discontinue use. When CovaWound™ Silicone dressing is applied to sloughy wounds, it may initially appear to increase in size due to autolytic debridement promoted by the moist conditions produced beneath the dressing. This is normal and to be expected.

CovaWound™ Silicone dressing should not be used with oxidizing solutions, such as hypochlorite or hydrogen peroxide solutions. If reused, cross contamination or infection may occur. In case of signs of clinical infection, consult a health care professional for adequate infection treatment.

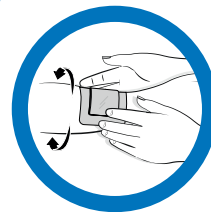
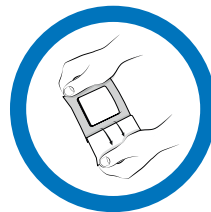
APPLICATION



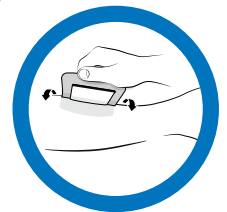
Opening the Packaging



Remove the release liner



Overlap the wound edges by at least 2cm



Apply the adherent side to the wound

1. Clean the wound (as per protocol)
2. Gently dry the surrounding skin and ensure that it is free from any residue
3. Choose size of dressing ensuring a 2cm border from the wound margin
4. Remove the dressing from the package
5. Remove the release liner from the dressing and apply the white side of the non adherent foam dressing to the wound
6. Firmly affix the adhesive border to the surrounding skin