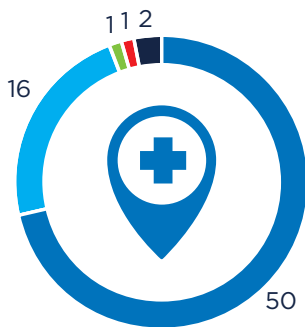


Summary of the CovaWound™ survey

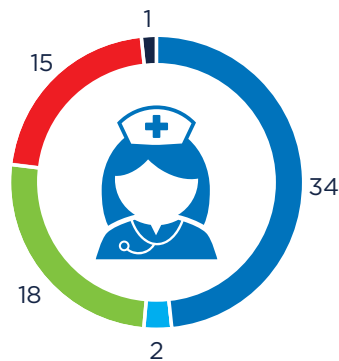


Setting



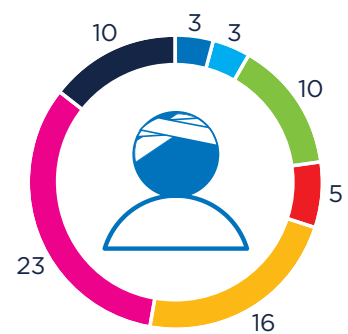
Secondary care	50
Wound care clinics	16
Primary care	1
Other	1
Not specified	2

User type



Hospital nurse	34
Practice/district nurse	2
Tissue viability nurse	18
Other	15
Unknown	1

Wound aetiology



Burn	3
Cavity wound	3
Diabetic foot ulcer	10
Leg ulcer	5
Other	16
Pressure ulcers	23
Unknown	10

Dressing type



CovaWound™
Silicone



CovaWound™
Silicone Bordered



CovaWound™
Hydrocolloid



CovaWound™
Hydrocolloid Bordered

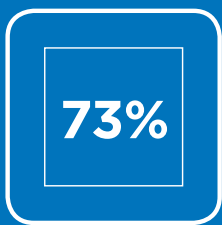
100%

Rated **CovaWound™** Hydrocolloid dressings **good, very good, or excellent** compared to usual dressing



82% rated **CovaWound™** Silicone **good, very good, or excellent** compared to usual dressing

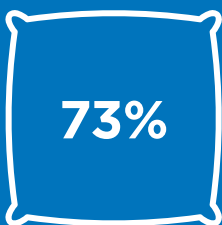
Comparisons



Rated **CovaWound™** Silicone dressings **very good or excellent** when compared to usual dressings in patients with DFU or leg ulcers



Rated **CovaWound™** Silicone dressings **better than usual** for **ease of application** in DFU or leg ulcers



Rated **CovaWound™** Silicone dressings **better than usual** for **patient comfort** in DFU or leg ulcers




Rated **CovaWound™** Silicone dressings **better than usual** for **condition of surrounding skin** in DFU or leg ulcers



Rated **CovaWound™** Hydrocolloid dressings **very good or excellent** when compared with usual dressings in patients with pressure sores



Rated **CovaWound™** Hydrocolloid dressings **the same or better than usual** for **ease of application** in patients with pressure sores



Rated **CovaWound™** Hydrocolloid dressings **the same or better than usual** for **patient comfort** when used in the treatment of pressure sores



Rated **CovaWound™** Hydrocolloid dressings **better than usual** for **condition of surrounding skin** in patients with pressure sores